

PowerSchool Learning for Parents

Making the most of your account

What is PowerSchool Learning and what does it do?

PowerSchool Learning, formerly Haiku, is a learning management and classroom collaboration solution that empowers teachers with real-time student interaction inside and outside the classroom, bringing in more social and collaborative learning.

As a parent, you will be able to see information for **ALL of your children** in one central location. Here, you will find out about upcoming events and assignments as well as any grades or reports the teacher has published. You can even choose to receive email or text message notifications about your child's classes.

It is recommended that parents **use a web browser to access PowerSchool Learning on their computer or cell phone (ccs.learning.powerschool.com). Though an iOS app exists for parents (no Android app), it is not nearly as robust or helpful as the actual website accessed through your browser (Chrome, Safari, Firefox, etc.)

Consider creating a shortcut to ccs.learning.powerschool.com on your homescreen.

What do I do with PowerSchool Learning?

We recommend that parents access PowerSchool regularly, even daily, to keep informed of their child's performance and, more importantly, to be able to discuss with them what they are learning. It only takes a minute to log in and have a quick look at the portal to check for upcoming events or newly published grades.

We're also hoping you'll choose to receive notifications when new announcements or content are posted. (You can find more about editing notification settings below.) And if you'd like, we encourage you to [add class calendars to another calendar program you use](#) - this will let you view events and deadlines from your child's class in, say, Outlook or Google Calendar.

How do I sign up for PowerSchool Learning?

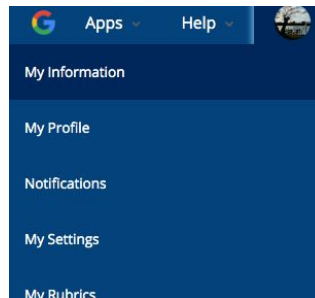
Your parent **username** (also called a **login ID**) is: *firstname.lastname*

To receive a password the first time you log in, please contact helpdesk@cincinnatichristian.org

To log in, go to the CCS PowerSchool Learning domain (ccs.learning.powerschool.com) and enter your username and password in the box at the **bottom** of the screen.

How do I change my password?

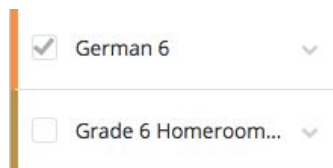
Click on the round **account photo** in the top right corner of the screen. Click on My Information. Scroll down to change your password.



How do I see assignments, grades, and announcements?

Unless you've logged in using a link directly to a specific class, when you log in at ccs.learning.powerschool.com you will be taken to the **portal**. The portal gives you a quick summary of what's going on in your children's classes.

You can filter which classes are displayed in the portal by checking or unchecking the boxes next to each class.



You can also use the drop-down arrow next to **My Classes** to focus on a specific child.



The portal consists of multiple blocks, each of which tells you something different about your child's classes. For example:

- The **Calendar** block shows upcoming Assignments, Events, and Due Dates.
- The **Announcements** block shows announcements from across all classes.
- The **Grade Summary** block shows overall (quarter average) grades from across all classes.
- The **Recent Grades** block shows grades that have been recently published by teachers.

How do I see my child's grades?

The fastest way to view your child's grades is to click on any item in the **Grade Summary** or **Recent grades** blocks on your **Portal**. If you are already in the class whose grades you want to view, click **grades > Gradebooks**.

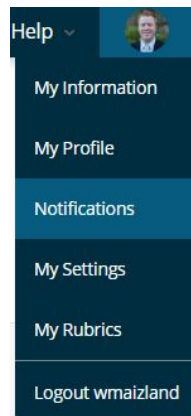
How do I edit my Notification settings?

Notifications let you learn about what's going on in Haiku Learning via **email** or **text message** so that you know when you need to log in for more information - and when you don't. This can save you time and keep you informed.

By default, you'll receive a **Daily Notification Email** in the following situations:

- A new **Announcement** is posted in one of your classes.
- A teacher adds new **Content** - that is, Pages or Blocks - to one of your classes.
- A new post or reply is added to a **Discussion** you're participating in. *This one primarily affects students and teachers.*
- You have a new **Dropbox Message**. *This one also affects students and teachers.*

If you'd like to change (or unsubscribe to) your notification settings, click your **Account Photo** in the upper-right and select **notifications**.



Remember to add **noreply@ccs.haikulearning.com** to your list of trusted email accounts. This will help make sure your notifications don't get caught in your spam filter.

You can change your email address under **My Information**.

How do I get help if I'm having trouble with my account?

Contact **helpdesk@cincinnati.org**. You can do this while logged in to PowerSchool Learning at any time: simply click on the **Help Menu** and select **Contact your Organization**. This will open a new email in your preferred email application.